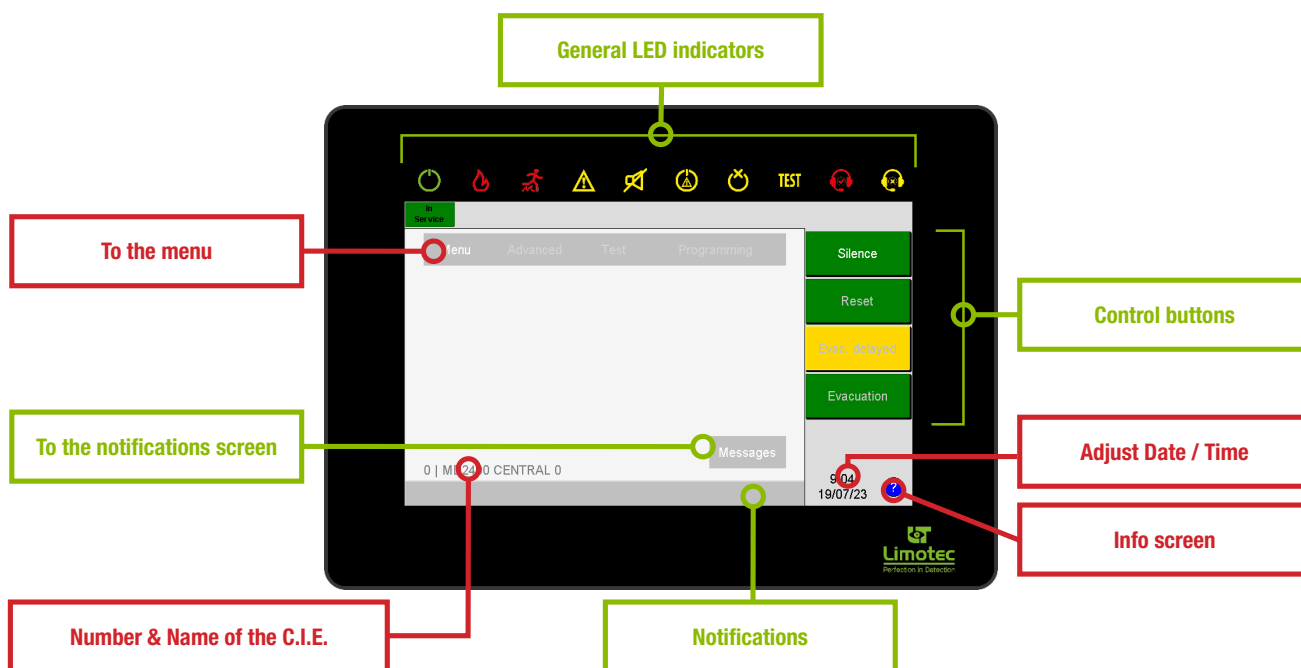


C.I.E. MD2400

QUICK GUIDE IN CASE OF FIRE ALARM



1. DELAYS

1.1 EVACUATION - RESPONSE TIME (*): 1 TO 9 MINUTES

The evacuation response time is the time between the reporting of a fire alarm on the C.I.E. MD2400 and the acceptance of the alarm via the 'SILENCE' button on the MD2400 operator console/repeater panel with capacitive touch screen. If the fire alarm has not been accepted before the response time expires, the evacuation procedure will start.

1.2 EVACUATION - INTERVENTION TIME (*): 1 TO 9 MINUTES

The evacuation intervention time is the time that elapses from the acceptance of the fire alarm by pressing the 'SILENCE' button on the MD2400 operator console/repeater panel with capacitive touch screen. If the fire alarm has not been acknowledged before the intervention time has elapsed, the evacuation procedure will start. Pressing the 'SILENCE' button will restart the intervention time.

1.3 BATTERY FAULT : 8 MINUTES

Pressing the 'SILENCE' button does not affect the delay time. Pressing the 'RESET' button restarts the delay time.

1.4 MAINS VOLTAGE FAULT: 20 MINUTES

A mains power failure is immediately reported in the logbook of the C.I.E. MD2400.

Pressing the 'SILENCE' and 'RESET' buttons has no effect on the delay time.

(*): Adjustable between 1 and 9 minutes: contact your installer for more information.



In the event of a 'FIRE ALARM' notification

Go to the MD2400 operator console/repeater panel with capacitive touch screen

Press the green 'SILENCE' button.

OPERATING MODE	
Not in operating mode	In operating mode
Internal buzzer is silenced	Internal buzzer & warning sirens are silenced

Check the MD2400 operator console/repeater panel with capacitive touch screen for the correct 'location' from which the fire alarm notification originated and proceed to the location immediately.

FIRE ?

NO

YES

IMPLEMENT THE EVACUATION PLAN ACTIVATE THE EVACUATION SOUNDERS

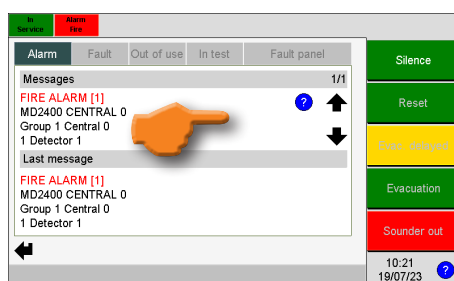
(Go to an MD2400 operator console/repeater panel with capacitive touch screen of the C.I.E. MD2400 from which the 'Fire alarm' message originates if multiple C.I.E. MD2400s are connected in a token ring network.)

Press the evacuation button on the LCD operator console/repeater panel with capacitive touch screen or activate an evacuation push button connected to this C.I.E.

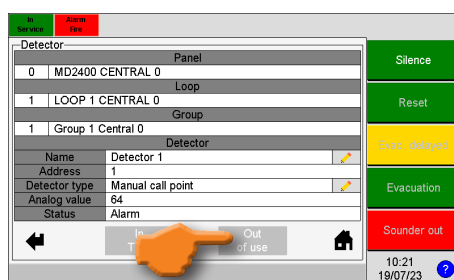
EVACUATE THE BUILDING

Evacuation response time (*)

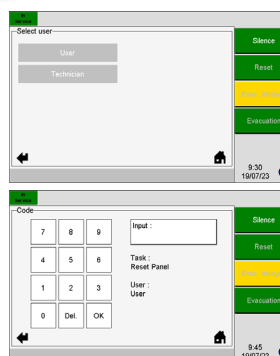
Evacuation intervention time (*)



Press the notification for the component you wish to place out of service.



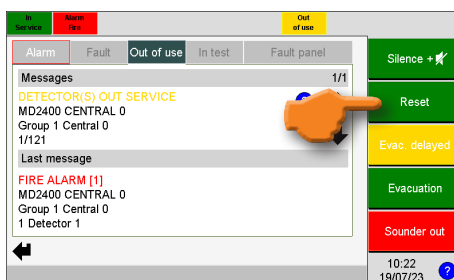
Press the 'Out of use' software button to take this component out of service.



When a function requires operator mode 2 (Reset, Evacuation delayed / Evacuation immediate or Evacuation, etc.), the 'Select user' screen appears.

- Select "User".
- Enter your 6-digit user code (Default = 654321)
- Press the 'OK' software button.
- The action is then carried out.

Operator mode 2 is automatically deactivated after 30 seconds of inactivity on the touch screen..



The component is now 'Out of Service'. Press the 'Reset' software button to reset the system.

